RESEARCH PORTFOLIO AT A GLANCE

$12.8M Invested

36 Projects

260 Researchers

96 Institutions

2022 – 2023 Fiscal Year

REGIONAL NODES

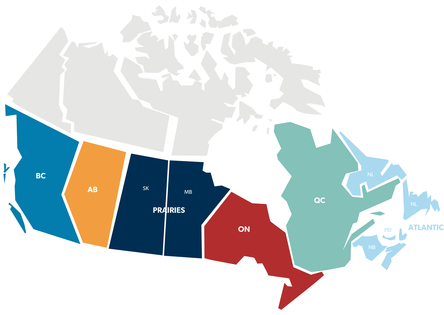

BC	AB	PRAIRIES	ON	QC	ATLANTIC
$3.6M INVESTED	$221K INVESTED	$75K INVESTED	$6.8M INVESTED	$1.3M INVESTED	$813K INVESTED
10 PROJECTS*	3 PROJECTS*	1 PROJECTS*	20 PROJECTS*	9 PROJECTS*	2 PROJECTS*
64 RESEARCHERS	22 RESEARCHERS	12 RESEARCHERS	123 RESEARCHERS	25 RESEARCHERS	13 RESEARCHERS
15 INSTITUTIONS	14 INSTITUTIONS	5 INSTITUTIONS	18 INSTITUTIONS	18 INSTITUTIONS	16 INSTITUTIONS

**Many of our projects are pan-Canadian in nature and their research is conducted in more than one region. Thus, project totals shown here should not be added up, as their sum will equal more than 36, the total number of projects we fund.*

FUNDING PROGRAMS

Program	Investment	Projects	Researchers
Terry Fox New Frontiers Program Project Grants	$9.5M	14	191
Terry Fox Translational Research Program	$1.3M	3	42
Terry Fox New Investigator Award	$1.0M	14	32
Marathon of Hope Cancer Centres Network Pilots	$750K	2	41
Other Programs	$250K	3	3
Total	**$12.8M**	**36**	**260***

**A number of researchers work on several projects across program types. While these individuals may be counted in more than one program type, the total number displayed at the bottom reflects the individual number of researchers we fund: 260*

CANCER TYPES†

Investment by Cancer Type

Blood	$2.8M
Breast	$1.2M
Prostate	$1.2M
Brain	$953K
Head & Neck	$879K
Pediatric & Young Adult	$775K
Rare Cancers	$827K
Colorectal	$615K
Liver	$666K
Pancreatic	$610K
Lung	$498K
Ovarian	$321K
Other*	$1.5M

**This category includes our investment in projects that have non-specific cancer types as well as a cumulative total of our investment in cancer types that received less than 3% of our annual funding, including myeloma, melanoma, endometrial cancers, and gastrointestinal cancers.*

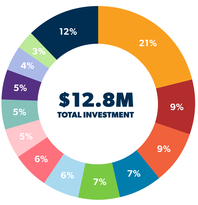

Number of Projects by Cancer Type

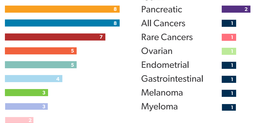

†Our projects are interdisciplinary by design and often apply to more than one cancer type. Our investment per cancer type is an estimation. The interdisciplinary nature of our projects also means that the number of projects by cancer type should not be added, as their sum will be more than 36, the number of projects we currently fund.

CANCER TOPICS†

Investment by Cancer Topic

Cancer Biology	$4.6M
Precision Medicine	$2.6M
Cancer Metastasis	$1.6M
Biobanking	$1.0M
Immunotherapy	$843K
New Technologies	$828K
Early Detection & Diagnosis	$472K
Chemotherapy & Radiation	$431K
Cancer Drugs	$383K
Health Systems Research	$138K

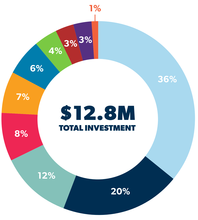

Number of Projects by Cancer Topic

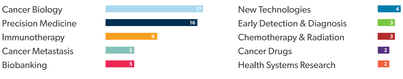

†Our projects are interdisciplinary by design and often apply to more than one cancer topic. Our investment per cancer topic is an estimation. Th i nterdisc ipliney n ature of ou r projects also means that the number of projects by cancer topic should not be added, as their sum will be more than 36, the number of projects we currently fund.

YEAR-TO-YEAR COMPARISON

Year	Investment	Projects	Researchers	Institutions
2022-23	$12.8M	36	260	96
2021-22	$14.1M	35	268	93
2020-21	$11.6M	37	385	94
2019-20	$21.8M	52	361	81

The differences in numbers for projects, researchers and institutions between the fiscal years reflect new developments at TFRI as well as the regular changes that come with our annual research operations and funding cycles.

In addition to its program, TFRI is now focused on operationalizing two innovative projects that embody Terry Fox's spirit and unite the country to improve the lives of cancer patients through precision medicine: the Marathon of Hope Cancer Centres Network (MOHCCN) and the Digital Health and Discovery Platform (DHDP).

Additionally, as part of our operational cycle, some projects have been completed and their funding term has ended. Our research investment total varies annually and is based on funds received from The Terry Fox Foundation and other funders.

MARATHON OF HOPE CANCER CENTRES NETWORK: RESEARCH PORTFOLIO AT A GLANCE

$15.3M Total Investment (Health Canada via TFRI)

61 Projects

148 Researchers & Clinicians

25 Institutions

All investment figures presented in this document reflect funds disbursed by the Terry Fox Research Institute to Network members to support approved activities. The actual expenditure of these funds are responsibility of Network members. Every dollar invested by the TFRI must be matched by Network members from non-federal source on a 1:1 ratio.

The number of individuals supported is an estimate based on signatories to Research Project Grant Agreements.

REGIONS

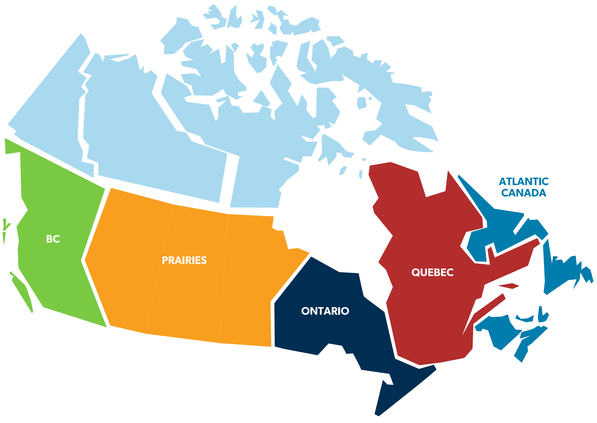

BC	PRAIRIES	ONTARIO	QUEBEC	ATLANTIC
$4.3M INVESTED	$3.4M INVESTED	$4.4M INVESTED	$2.7M INVESTED	$419K INVESTED
9 PROJECTS	12 PROJECTS	22 PROJECTS	9 PROJECTS	9 PROJECTS
33 RESEARCHERS	24 RESEARCHERS	33 RESEARCHERS	52 RESEARCHERS	6 RESEARCHERS
2 INSTITUTIONS	7 INSTITUTIONS	4 INSTITUTIONS	4 INSTITUTIONS	8 INSTITUTIONS

FUNDING PRIORITY

Program	Investment	Projects	Researchers	BC	Prairies	Ontario	Quebec	Atlantic
Creating the MOHCCN Gold Cohort	$11.2M	52	139	$3.1M	$2.7M	$3.1M	$2.0M	$342K
Innovation Infrastructure	$3.8M	3	3	$1.1M	$700K	$1.3M	$590K	$77K
Training the Next Generation	$214K	4	4	–	$45K	$56K	$113K	–
Special Initiatives	$113K	2	2	$113K	–	–	–	–
Total	**$15.3M**	**61**	**148**	**$4.3M**	**$3.4M**	**$4.4M**	**$2.7M**	**$419K**

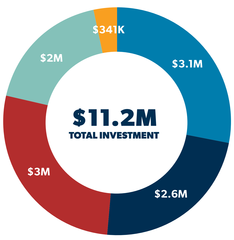

Creating the MOHCCN Gold Cohort

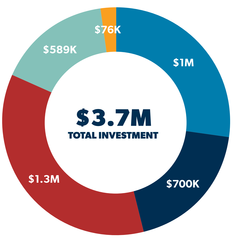

Innovation Infrastructure

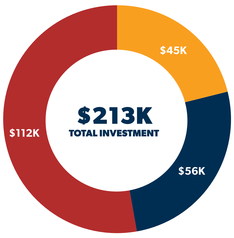

Training the Next Generation

Special Initiatives

COHORTS PER CANCER TYPE

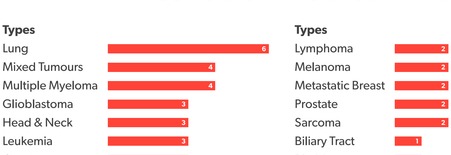

52 Gold Cohort Projects

Cancer Care Ontario | The Terry Fox Research Institute | Digital Health & Discovery Platform

UNDERSTANDING OUR RESEARCH PORTFOLIO

$28.3M Total Funded | **352** Researchers Supported (HQP, PI, Co-PI, Co-I) | **97** Projects Supported (PI, Co-PI, Co-I) | **124** Institutions Supported (PI, Co-PI, Co-I)

Program	Investment	Projects	Researchers	Institutions
Research Grants Programs	$12.8M	36	260	96
Marathon of Hope Cancer Centres Network	$15.3M	61	148	25
Digital Health and Discovery Platforms	$247K	1	4	48
Total	**$28.3M**	**97**	**352**	**124***

*Many of our partner institutions are part of more than one of our initiatives. While these partners may be counted in more than one program, the total number displayed at the bottom reflects the individual number of partner institutions. 124

This amount reflects our direct investment in research and does not include the costs of operating TRFI's programs and projects. TRFI's total expenses in the 2022-23 fiscal year were $20.5M.

2022 – 2023 Fiscal Year

OUR RESEARCH PORTFOLIO AT A GLANCE

$12.8M Funded | **36** Projects | **260** Researchers | **96** Institutions

2022 – 2023 Fiscal Year

REGIONAL NODES

BC	AB	PRAIRIES	ON	QC	ATLANTIC
$3.6M funded	$221K funded	$75K funded	$6.8M funded	$1.3M funded	$851K funded
10 projects	3 projects	1 projects	20 projects	9 projects	2 projects
64 researchers	22 researchers	12 researchers	123 researchers	23 researchers	13 researchers
15 institutions	14 institutions	6 institutions	18 institutions	18 institutions	16 institutions

*Many of our projects are pan-Canadian in nature and their research is conducted in more than one region. Thus, project totals shown here should not be added up, as their sum will equal more than 36, the total number of projects we fund.

FUNDING PROGRAMS

Program	Investment	Projects	Researchers
Terry Fox New Frontiers Program Project Grants	$9.5M	14	191
Terry Fox Translational Research Program	$1.3M	3	42
Terry Fox New Investigator Award	$1.0M	14	32
Marathon of Hope Cancer Centres Network Pilots	$750K	2	41
Other Programs	$250K	3	3
Total	**$12.8M**	**36**	**260***

*A number of researchers work on several projects across programs. While these individuals may be counted in more than one program type, the total number displayed at the bottom reflects the individual number of researchers we fund. 260

CANCER TYPES[1]

Investment by Cancer Type

- Blood $2.8M
- Breast $1.2M
- Prostate $1.2M
- Brain $951K
- Head & Neck $879K
- Pediatric & Young Adult $771K
- Rare Cancers $827K
- Colorectal $651K
- Liver $666K
- Pancreatic $610K
- Lung $499K
- Ovarian $321K
- Other* $1.5M

*This category includes our investment in projects that have non-specific focus on cancer in general, or focus on cancer types that individually have been that received less than 3% of our annual funding, including Endometrial, Gastrointestinal, Melanoma, Myeloma

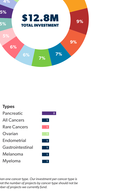

Number of Projects by Cancer Type

One projects are interdisciplinary by design and often apply to more than one cancer type. Our investment per cancer type is an estimation. The interdisciplinary nature of our projects also means that the number of projects by cancer type should not be added, as their sum will be more than 36, the number of projects we currently fund.

CANCER TOPICS[1]

Investment by Cancer Topic

- Cancer Biology $4.4M
- Precision Medicine $2.6M
- Cancer Metastasis $1.6M
- Biobanking $1.0M
- Immunotherapy $842K
- New Technologies $828K
- Early Detection & Diagnosis $472K
- Chemotherapy & Radiation $433K
- Cancer Drugs $383K
- Health Systems Research $138K

Number of Projects by Cancer Topic



One projects are interdisciplinary by design and often apply to more than one cancer topic. Our investment per cancer topic is an estimation. The interdisciplinary nature of our projects also means that the number of projects by cancer topic should not be added, as their sum will be more than 36, the number of projects we currently fund.

YEAR-TO-YEAR COMPARISON

Year	Investment	Projects	Researchers	Institutions
2022-23	$12.8M	36	260	96
2021-22	$14.1M	35	268	93
2020-21	$11.6M	37	385	94
2019-20	$21.8M	52	361	81

The difference in numbers for projects, researchers and institutions between the fiscal years reflect new developments in our portfolio. The 2019-20 fiscal year saw the conclusion of several multi-year research grants and programs.

In addition to its programs, TRFI is now focused on operationalizing two important projects that embody Terry Fox's spirit and settle the country to improve the lives of cancer patients through precision medicine: the Marathon of Hope Cancer Centres Network and the Digital Health & Discovery Platform.

Additionally, as part of our operational costs, some projects have been completed and their funding now has ended. Our research investment total varies annually and is based on funds received from The Terry Fox Foundation and other funders.

Canada Cancer Care Ontario

MARATHON OF HOPE CANCER CENTRES NETWORK: RESEARCH PORTFOLIO AT A GLANCE

$15.3M Total Investment (never-ended to TRF) | **61** Projects | **148** Researchers & Clinicians | **25** Institutions

All investment figures presented in this document reflect funds disbursed by the Terry Fox Research Institute to Network partner institutions and projects. Some of the Network's projects are multi-year, and the funding for them is disbursed in tranches. Some are ongoing for the 10 years the network is expected to last, and some are for shorter durations. The number of individuals supported is an estimate based on signatures to Research Project Grant Agreements.

REGIONS

BC	PRAIRIES	ONTARIO	QUEBEC	ATLANTIC
$4.3M funded	$3.4M funded	$4.4M funded	$2.7M funded	$419K funded
9 projects	12 projects	22 projects	9 projects	9 projects
33 researchers	24 researchers	43 researchers	52 researchers	8 researchers
2 institutions	7 institutions	4 institutions	4 institutions	4 institutions

FUNDING PRIORITY

Program	Investment	Projects	Researchers	BC	Prairies	Ontario	Quebec	Atlantic
Creating the MOHCCN Gold Cohort	$11.2M	52	139	$3.9M	$3.7M	$3.1M	$2.0M	$242K
Innovation Infrastructure	$3.8M	3	3	$1.3M	$700K	$1.3M	$500K	$77K
Training the Next Generation	$214K	4	4	-	$40K	$50K	$113K	-
Special Initiatives	$113K	2	2	$113K	-	-	-	-
Total	**$15.3M**	**61**	**148**	**$5.3M**	**$4.4M**	**$4.4M**	**$2.7M**	**$419K**

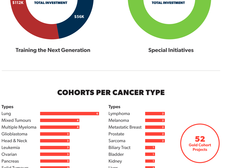

Creating the MOHCCN Gold Cohort

Innovation Infrastructure

Training the Next Generation

Special Initiatives

COHORTS PER CANCER TYPE

52 Funded Cohort Projects

DHDP INVESTMENT

$247K Invested

Digital Health & Discovery Platform

In the 2022-23 fiscal year, the Terry Fox Research Institute invested $247,211.00 in the Digital Health and Discovery Platform. Key outcomes include: (1) the development of a Technology Innovation Ecosystem to facilitate collaboration and data sharing; (2) the development of a pan-Canadian data governance framework; and (3) the development of a platform capabilities that will support DHDP members in the development of collaborative research discoveries.